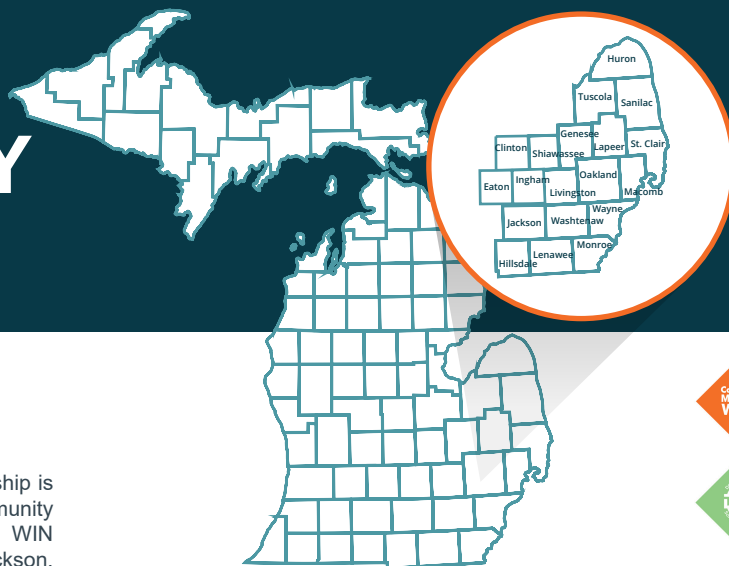


# HILLSDALE COUNTY LABOR SHED



## Introduction

The Workforce Intelligence Network for Southeast Michigan (WIN) partnership is a collaboration of seven Michigan Works! Agencies (MWAs) and ten community colleges across a 19-county region in Michigan. The counties in the WIN partnership include: Clinton, Eaton, Genesee, Hillsdale, Huron, Ingham, Jackson, Lapeer, Lenawee, Livingston, Macomb, Monroe, Oakland, Saint Clair, Sanilac, Shiawassee, Tuscola, Washtenaw, and Wayne, along with the City of Detroit.

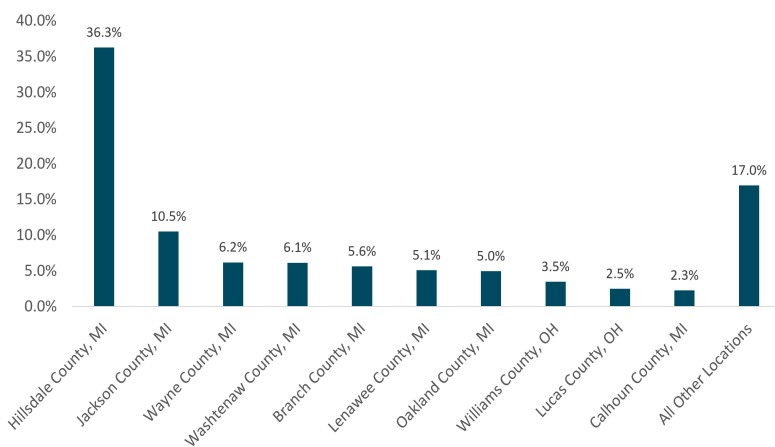
The WIN partnership region's labor shed highlights why, when it comes to talent, we must think regionally: The workforce is mobile. Although 90.4% of the region's workforce live and work<sup>1</sup> in the 19-county area, not all residents work in their home county. It is not uncommon for workers to commute one or two counties over for work. This means that the residents in every county should be ready for the job demands of employers hiring throughout southeast Michigan.

This document provides detailed information on where employees in the area commute to and from each day for work, how far they travel, along with other information about workers and businesses in the area. For more detail on the labor market, please see WIN's Quarterly Labor Market Report publications.

## Where Residents Work

In 2019, Hillsdale County's workforce consisted of 18,553 residents. 6,731 (36.3%) of the residents lived and worked within Hillsdale County, while the remaining 11,822 residents (63.7%) traveled outside of the county for work. Since 2017, the number of residents that traveled outside of the county for work has increased by 594 individuals, from 11,228 to 11,822.

Hillsdale County residents have maintained similar mobility patterns over the last few years. In 2019, 41.5 percent of the county's workforce (7,698 individuals) traveled more than 25 miles to their place of employment, compared to 40.7 percent (7,385) in 2017. Jackson County was the most popular destination outside of Hillsdale County for residents to find employment; 1,952 residents of Hillsdale County (10.5 percent of the county's workforce) traveled to Jackson County for employment in 2019, followed by 1,148 residents of Hillsdale County (6.2 percent of the county's workforce) that traveled to Wayne County.



Source: U.S. Census OnTheMap, 2019  
Analysis: Workforce Intelligence Network



**801**

BUSINESS  
ESTABLISHMENTS IN 2019



**2,577**

JOBS POSTED ONLINE  
IN 2019



**6,731**

WORKERS THAT LIVED AND  
WORKED IN  
HILLSDALE COUNTY



**7,698**

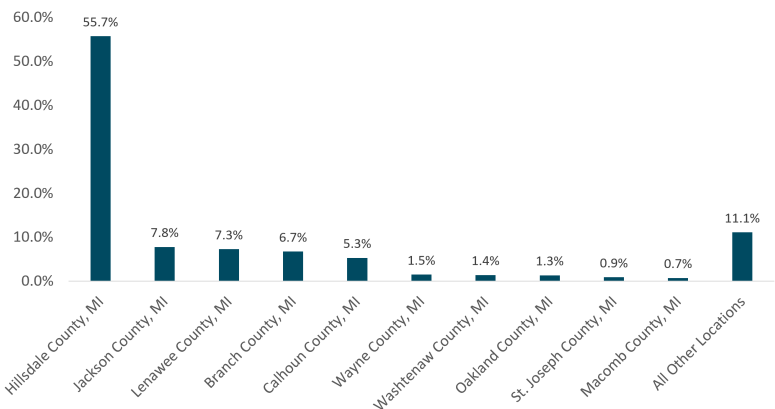
RESIDENTS TRAVELING MORE  
THAN 25 MILES TO WORK



Where Workers Live

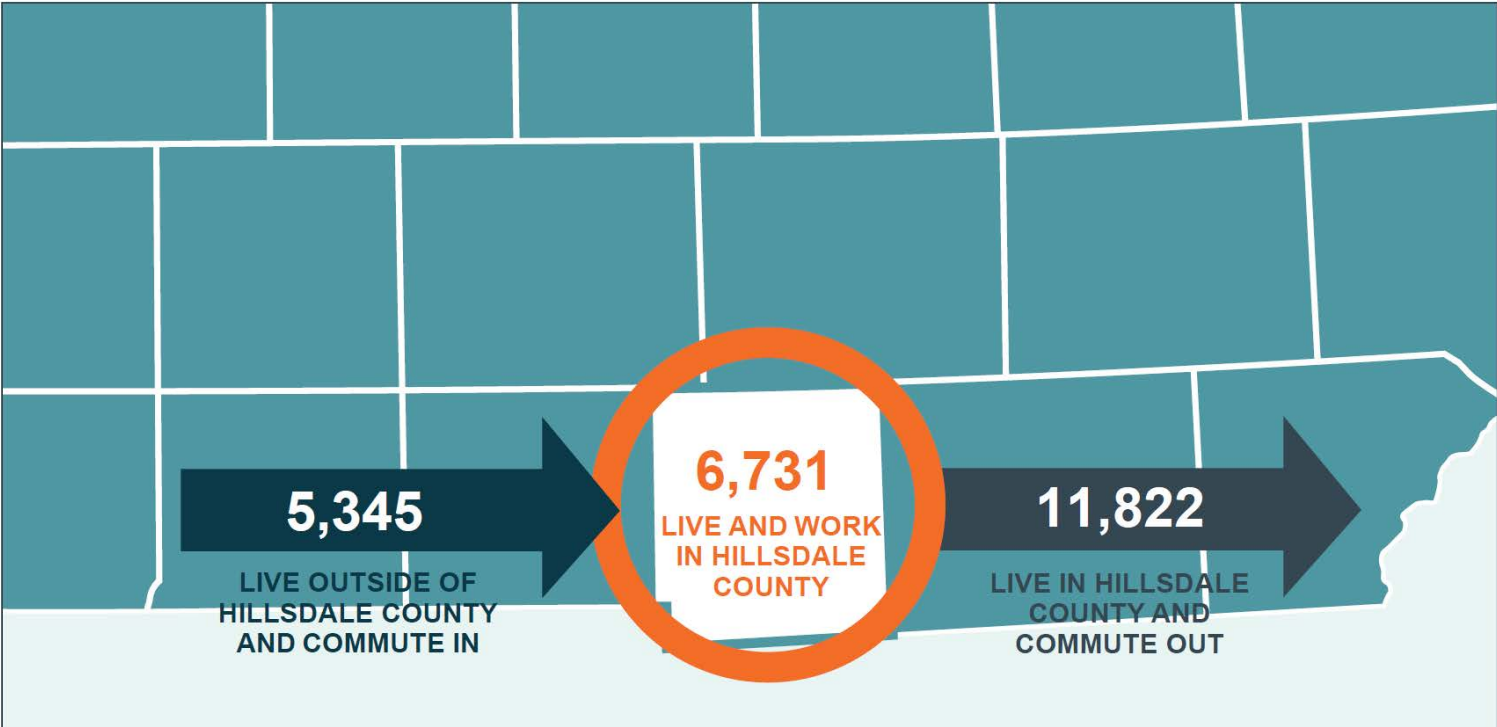
In 2019, 12,076 workers were employed in Hillsdale County. 5,345 (44.3 percent) of those workers were employed in Hillsdale but lived outside of its borders. Among those that traveled to Hillsdale County for work, 1,318 (24.7 percent) of the workers were 29 or younger. While Hillsdale County employers attracted many young workers in 2019, 2,748 (51.4 percent) of internal jobs were filled by workers between the ages of 30 and 54. This indicates a desire for experienced workers in Hillsdale County.

Most workers that travel into Hillsdale reside in either Jackson or Branch counties. 941 (7.8 percent) of Hillsdale County workers commute in from Jackson County, while 881 (7.3 percent) travel in from Lenawee County. Branch and Calhoun Counties are also well represented. 3,033 (25.1 percent) of the 12,076 workers in Hillsdale County traveled more than 25 miles to their place of employment in 2019.



Source: U.S. Census OnTheMap, 2019  
Analysis: Workforce Intelligence Network

COMMUTING PATTERN



<sup>1</sup>This fact and labor shed statistics throughout this brief are analyzed from the U.S. Census OnTheMap, Center for Economic Studies (2019).

Data Sources: Lightcast and U.S. Census OnTheMap  
Analysis: Workforce Intelligence Network